

# PSR *Plus*

## Protective Services Report *Plus*

Name: Doyle Sample  
ID: 111103742  
Date: November 13, 2003

### INTRODUCTION

This report was designed specifically for use in protective services. In reviewing this report, keep in mind that it considers only the results of an assessment of normal personality and pathology-oriented scores. As such, the PSR *Plus* represents only one component of a comprehensive evaluation. Moreover, the PSR *Plus* should only be used in a post-job offer setting by a qualified professional.

This report is intended to be used in conjunction with professional judgment. The statements it contains should be viewed as hypotheses to be validated against other sources of data. All information in this report should be treated confidentially and responsibly.

The paragraphs that accompany the graphs for each Protective Services dimension are individually tailored. Even when someone shows overall high performance in an area, some cautionary statements may still appear. Similarly, some positive-sounding statements can appear even when the individual obtains a low score in an area.

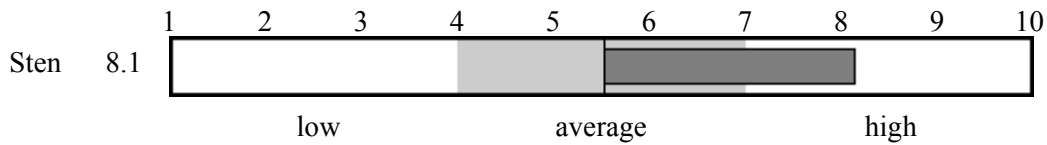
This report was processed using PsychEval Personality Questionnaire™ (PEPQ) combined-sex norms.

**PROTECTIVE SERVICES DIMENSIONS INTERPRETATION**

**Response Style Indices:** Mr. Sample's score on the Impression Management scale is within the average range. Thus, his responses don't appear to either greatly exaggerate or deny socially desirable attributes. The Infrequency index was within expected limits, suggesting that Mr. Sample read and understood the items.

**DIMENSION 1: EMOTIONAL ADJUSTMENT**

This section of the report addresses the way Mr. Sample adjusts to challenging situations, including those that are emotionally challenging. In particular, this section addresses his most likely tendencies related to acting calmly and suitably in uncertain or stressful situations.

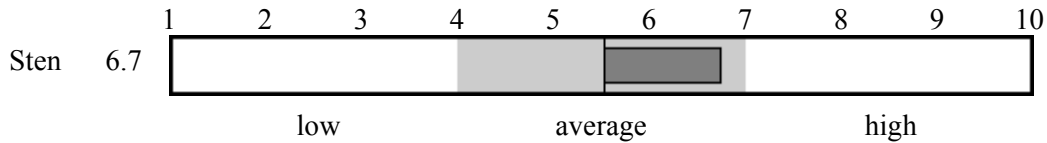


Given what is known about Mr. Sample's personality, he scores high on this dimension.

At the present time, Mr. Sample reports a relatively low level of general anxiousness, as compared with the general population. He approaches problems in a calm way. He reports that he rarely reacts to challenging situations in a reactive way. Mr. Sample's score on the problem-solving scale suggests that he has the ability to generate good solutions in problem-solving situations. Mr. Sample's score on the problem-solving scale raises the possibility that he may have some trouble generating good solutions in problem-solving situations, particularly those that are outside the realm of his prior experiences. It may also be that Mr. Sample did not pay close attention to the items that have a correct answer. Moreover, Mr. Sample's solutions tend to be practical, and concretely tied to solving the problem at hand.

**DIMENSION 2: INTEGRITY/CONTROL**

This section of the report addresses whether Mr. Sample is likely to act in a dependable, conscientious, and self-controlled manner.



Given what is known about Mr. Sample's personality, he scores above average on this dimension.

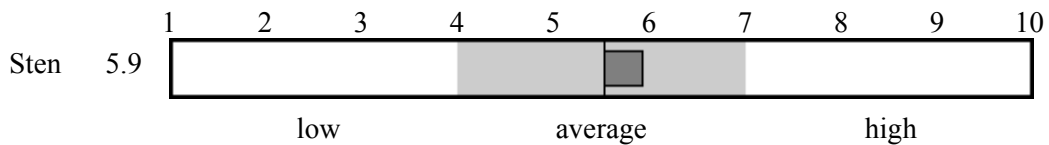
Mr. Sample typically has an above-average level of personal resources for acting responsibly and controlling his impulses. Most of the time, he is able to deal with situations in a self-controlled fashion. Resources that probably contribute to Mr. Sample's self-control include perfectionism, practical focus, seriousness, emotional stability, and low levels of tension and impatience. Mr. Sample tends to be self-disciplined and perfectionistic. He generally tends to be planful and organized. He tends to be concrete and practical. He is not likely to get so absorbed in his ideas

that he will be prone to mistakes or accidental oversights. His maturity and seriousness of expression may help keep him from taking impulsive or ill-considered action. Given his below-average level of tension and impatience, he may not feel driven to take unconsidered action because of frustration. Assuming that his emotional stability score accurately reflects his tendency to react calmly to demanding situations, this quality will serve as a resource for self-control. Mr. Sample's self-assurance may lead him to feel so confident that he may not anticipate negative consequences of his actions.

The above statements about integrity/control are based on the normal personality scales in Part I of the PEPQ (that is, on the 16PF Fifth Edition Questionnaire). For additional insights based on the pathology-oriented scales from Part II of the PEPQ, please see the "Pathology-Oriented Indices" section, at the end of this narrative section of the report.

**DIMENSION 3: INTELLECTUAL EFFICIENCY**

This section of the report analyzes Mr. Sample's typical style of decision making and the factors that Mr. Sample typically considers in making decisions. This section also addresses Mr. Sample's ability to reason and solve verbally presented problems.

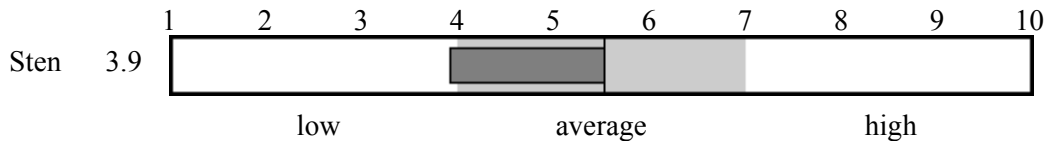


Given what is known about Mr. Sample's personality, he scores average on this dimension.

With regard to intellectual, verbal functioning, he is on a par with the rest of the population. Mr. Sample is likely to evaluate a good balance of intellectual and emotional factors before arriving at a conclusion. He is likely to evaluate both the factual evidence at hand and also any impact it might have on others. In addition, Mr. Sample appears to have several resources for self-control, as reflected in his score on the Integrity/Control dimension. Thus, he is less likely to take injudicious or impulsive action.

**DIMENSION 4: INTERPERSONAL RELATIONS**

This section of the report describes Mr. Sample's style of relating to others and his typical preferences for solitude and independence versus interaction and cooperation.



Given what is known about Mr. Sample's profile, he scores below average on this dimension.

In general, Mr. Sample typically prefers situations that do not require extensive interaction with others. He might become restless when he has to work with others for long periods of time. He does not appear to be very friendly or warm toward others. Overall, he has a balance between the need to control his life and the need to work and adapt to what is happening around him.

### **PATHOLOGY-ORIENTED INDICES INTERPRETATION**

**QuickEval Index:** Mr. Sample scored in the average range on the Psychological Inadequacy scale.

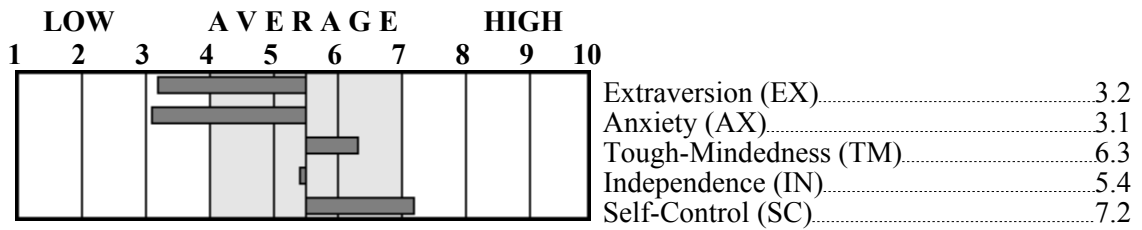
**Risk-Taking Index:** Of the two scales included in the Risk-Taking Index, Mr. Sample triggered one. Less than 20% of the normative population obtained as many high scores on this index. Specifically, an elevated score appears on the following scale: Threat Immunity. Mr. Sample describes himself as uninhibited and immune to threat. On occasion, his actions may even be distinctly unconventional, and he may not care what others think of him or of his behavior. It must be considered that he may feel so insensitive to threat that his judgment may be impaired in evaluating the risk of danger. Also, his sense of entitlement may be so strong that the possibility of his behaving in an antisocial manner must be considered.

**PROFILE SUMMARY**

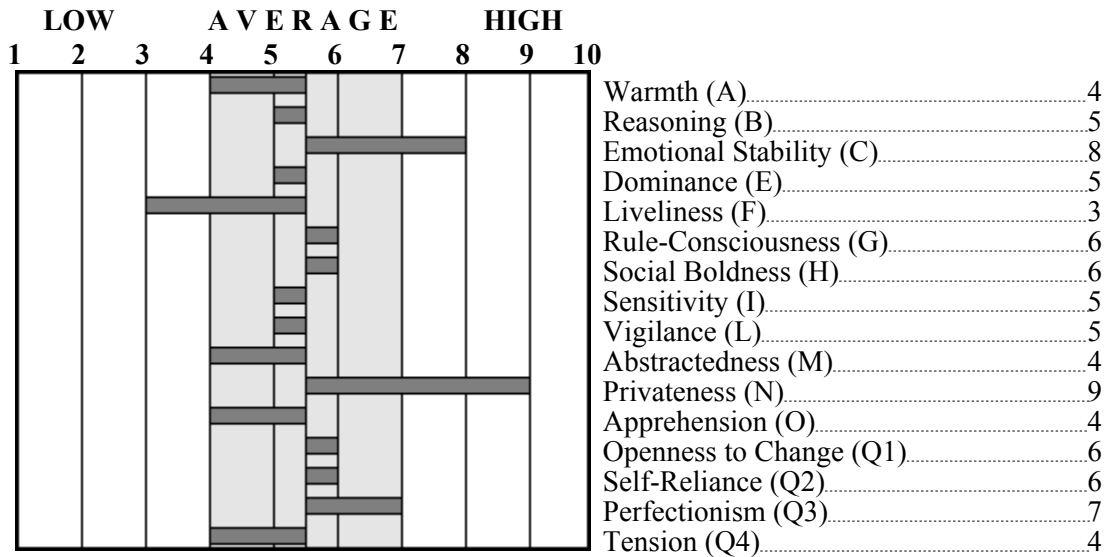
This is a record of the scores used to generate the preceding narrative. **THIS TECHNICAL SUMMARY IS INTENDED TO BE VIEWED BY QUALIFIED PROFESSIONALS ONLY.**

Response Style Indices	Raw Score	Percentiles	
Impression Management	18	86%	within expected range
Infrequency	0	55%	within expected range
Acquiescence	61	69%	within expected range

**GLOBAL FACTOR PATTERNS**

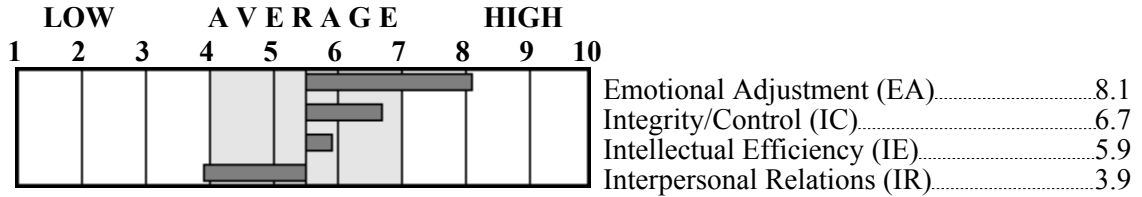


**16PF PRIMARY FACTOR PROFILE**



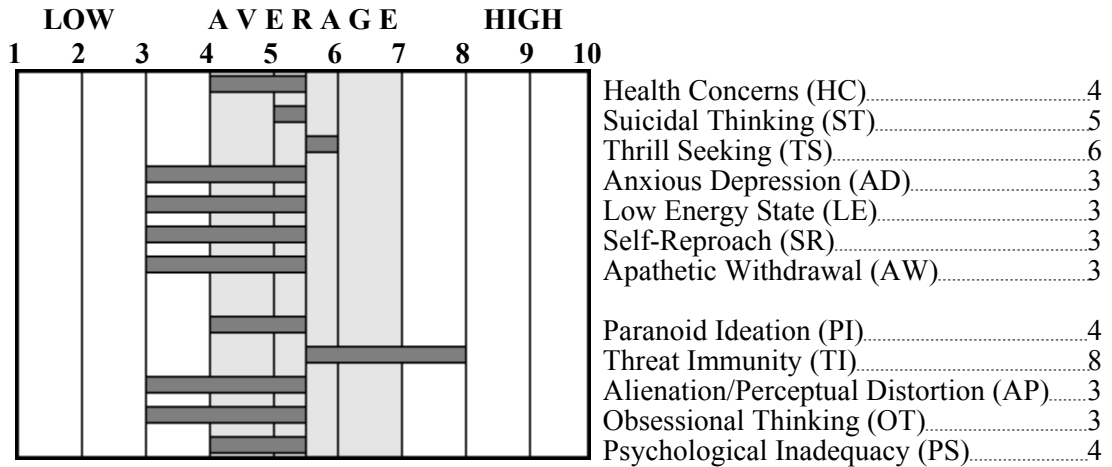
**PROTECTIVE SERVICES DIMENSIONS**

The following composite scores are based on normal personality scores only.



**PATHOLOGY-ORIENTED SCALES PROFILE**

Scores on these pathology-oriented scales should be interpreted in light of known information about clinical symptomology.



**Pathology-Oriented Indices**

**Number of Elevations**

QuickEval.....	0 of 1
Depressive Characteristics.....	0 of 6
Distorted Thought Patterns.....	0 of 3
Risk-Taking.....	1 of 2*

\* Meets or exceeds the 90th percentile in the general population.

**NORMAL PERSONALITY ITEM SUMMARY**

**This page of PEPQ scores is intended for qualified professionals only.**

**Data on this page should be treated with utmost confidentiality.**

		31. c	63. a	95. c	127. a	159. c
		32. c	64. a	96. a	128. a	160. a
1. c		33. a	65. a	97. a	129. a	161. c
2. a		34. c	66. a	98. c	130. c	162. a
3. c		35. c	67. c	99. a	131. c	163. c
4. a		36. a	68. c	100. a	132. a	164. c
5. a		37. a	69. a	101. c	133. c	165. a
6. a		38. a	70. a	102. a	134. c	166. a
7. a		39. a	71. c	103. c	135. a	167. c
8. a		40. a	72. a	104. a	136. a	168. a
9. a		41. a	73. a	105. c	137. c	169. c
10. c		42. c	74. c	106. c	138. a	170. c
11. a		43. a	75. c	107. a	139. a	
12. c		44. a	76. a	108. a	140. a	171. b
13. c		45. a	77. a	109. a	141. a	172. c
14. c		46. a	78. c	110. c	142. c	173. a
15. c		47. a	79. c	111. c	143. a	174. a
16. a		48. c	80. a	112. c	144. c	175. c
17. a		49. a	81. c	113. a	145. c	176. a
18. c		50. a	82. a	114. a	146. c	177. b
19. a		51. c	83. a	115. a	147. c	178. a
20. a		52. c	84. c	116. c	148. a	179. b
21. a		53. a	85. a	117. c	149. a	180. c
22. c		54. c	86. a	118. a	150. c	181. b
23. a		55. a	87. a	119. a	151. c	182. b
24. c		56. a	88. a	120. c	152. a	183. c
25. c		57. a	89. a	121. c	153. c	184. c
26. c		58. c	90. c	122. c	154. c	185. c
27. a		59. c	91. a	123. a	155. c	
28. c		60. a	92. a	124. a	156. a	
29. a		61. a	93. a	125. a	157. a	
30. a		62. a	94. a	126. c	158. a	

**Summary Statistics:**

# a-responses = 99 out of 170 (58%)      # b-responses = 0 out of 170 (0%)  
# c-responses = 71 out of 170 (42%)      # missing responses = 0 out of 185 (0%)

Factor	A	B	C	E	F	G	H	I	L	M	N	O	Q1	Q2	Q3	Q4	IM	IN	AC
Raw Scores	10	9	20	12	6	16	14	10	10	2	20	4	18	8	16	4	18	0	61
Missing Items	0	0	0	0	0	0	0	0	0	0	0	0	0	0	0	0	0	0	0

This report was processed using PEPQ, Part I combined-sex norms. RGV: 5.3

**PATHOLOGY-ORIENTED ITEM SUMMARY**

**This page of PEPQ scores is intended for qualified professionals only.  
Data on this page should be treated with utmost confidentiality.**

1. a	25. c	49. a	73. a	97. a	121. c
2. c	26. c	50. a	74. a	98. c	122. c
3. a	27. c	51. c	75. a	99. c	123. c
4. c	28. a	52. a	76. a	100. c	124. a
5. a	29. c	53. a	77. a	101. c	125. c
6. c	30. a	54. a	78. a	102. c	126. a
7. a	31. c	55. c	79. c	103. c	127. a
8. a	32. c	56. c	80. a	104. c	128. c
9. a	33. a	57. c	81. a	105. a	129. c
10. a	34. a	58. c	82. a	106. a	130. c
11. a	35. a	59. c	83. c	107. a	131. a
12. c	36. b	60. c	84. a	108. a	132. c
13. a	37. c	61. a	85. c	109. a	133. c
14. c	38. a	62. a	86. a	110. a	134. a
15. a	39. a	63. a	87. c	111. c	135. a
16. c	40. c	64. c	88. a	112. c	136. a
17. a	41. c	65. a	89. a	113. a	137. a
18. a	42. c	66. c	90. a	114. a	138. c
19. c	43. c	67. a	91. c	115. c	139. c
20. c	44. c	68. c	92. a	116. c	140. c
21. a	45. a	69. a	93. c	117. c	
22. c	46. a	70. a	94. c	118. c	
23. a	47. c	71. c	95. c	119. a	
24. a	48. a	72. c	96. a	120. a	

**Summary Statistics:**

# a-responses = 72 out of 140 (51%)      # b-responses = 1 out of 140 (1%)  
# c-responses = 67 out of 140 (48%)      # missing responses = 0 out of 140 (0%)

Factor	HC	ST	TS	AD	LE	SR	AW	PI	TI	AP	OT	PS
Raw Scores	0	0	10	0	0	0	0	1	20	0	0	0
Missing Items	0	0	0	0	0	0	0	0	0	0	0	0

This report was processed using PEPQ, Part II combined-sex norms. RGV: 5.3